

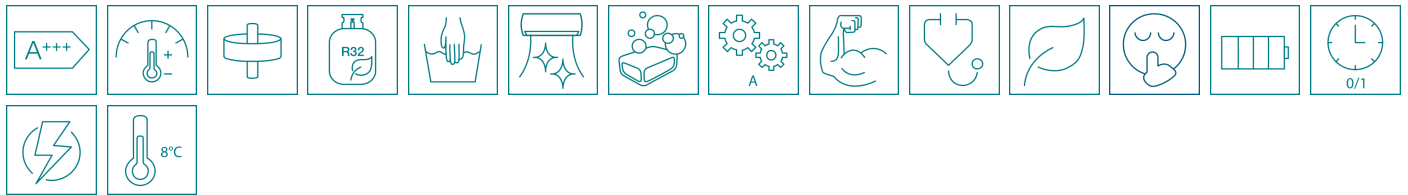


## TEXTILE DESIGN

# HAORI

### → Highlights

A designer unit with an innovative textile concept  
 A+++ for cooling & heating (10, 13)  
 Dust filter, ozone air purifier and ultra-pure filter  
 WiFi module integrated as standard



A designer high-wall unit of the upper mid-range with a versatile textile cover concept, maximum energy efficiency, and a WiFi module integrated as standard. For use with 1:1 single outdoor unit or in combination with other indoor units on a 2- to 5-room multi outdoor unit.

### → Product advantages

- A flexible and adaptable textile concept
- Two fabric covers are included, another four are optional
- Very high energy efficiency (A++ to A+++)
- Direct current hybrid inverter technology
- Exceptionally high efficiency in the partial load range
- Whisper operating mode for indoor and outdoor units
- WiFi adapter integrated as standard
- Draft-free comfort: 3D airflow
- Intelligent airflow: Hada Careflow

### → Resource-friendly

- ECO mode
- Air used as energy source during heating operation
- Low GWP refrigerant R32

### → Clean ambient air

- Washable dust filter that covers the entire heat exchanger
- "Magic coil" coating of the heat exchanger fins
- Self-cleaning function dries the heat exchanger after operation
- Highly-effective PM 2.5  $\mu$  ultra-pure filter
- Ozone air purifier with ionizer
- Optional active carbon-catechin filter strips (art. 818F0023)
- Optional IAQ filter strips (art. 818F0036)

### → Operation and features

- The infrared remote control included is designed for ease of use
- App control via smartphone or tablet as standard
- Smart speaker compatible with GOOGLE Assistant and AMAZON Alexa
- Weekly timer with 4 freely programmable settings per day
- 28 time programs per week
- Automatic mode
- Heating adjustable up to +30°C
- Hi Power, Power select
- QUIET operating mode for indoor unit
- SILENT operating mode for outdoor unit
- 3D airflow with 6 air flow patterns
- ECO operating mode
- 8°C frost protection function, fireplace mode
- Automatic restart after power blackout

### → WiFi special features

- One indoor unit can be controlled by up to 5 users
- Up to 10 indoor units can be controlled by one user
- Combine units in up to 3 groups/zones
- Indoor and outdoor temperature display
- Child lock function
- Multilingual app: can be set to DE, EN, CZ, HR, HU, SI, or SK



## HAORI / SET

Indoor unit	RAS-B10N4KVRG-E		
Outdoor unit	RAS-10J2AVSG-E1		
Cooling capacity	kW	❄️	2,50
Cooling range (min.-max.)	kW	❄️	0,89 - 3,20
Power consumption (min./nom./max.)	kW	❄️	0,19/0,54/0,79
Pdesign c	kW		2,5
Energy efficiency EER	W/W	❄️	4,63
Energy efficiency SEER		❄️	8,60
Energy efficiency class		❄️	A+++
Annual electricity consumption	kWh/a	❄️	102
Outdoor temperature operating range (min.-max.)	°C	❄️	-15/+46
Heating capacity	kW	☀️	3,20
Heating range (min.-max.)	kW	☀️	0,90 - 4,70
Power consumption (min./nom./max.)	kW	☀️	0,18/0,74/1,23
Pdesign h	kW		2,5
Energy efficiency COP	W/W	☀️	4,32
Energy efficiency SCOP		☀️	5,10
Energy efficiency class		☀️	A+++
Annual electricity consumption	kWh/a	☀️	684
Outdoor temperature operating range (min.-max.)	°C	☀️	-15/+24

Indoor unit	RAS-B10N4KVRG-E		
Sound pressure level (low/med/high)	dB(A)	❄️	19/-/41
Sound pressure level (low/med/high)	dB(A)	☀️	19/-/41
Sound power level	dB(A)	❄️	54
Sound power level	dB(A)	☀️	54
Airflow	m <sup>3</sup> /h		300-600
Condensate pipe diameter	mm		VP13
Dimensions (HxWxD)	mm		300 x 987 x 210
Weight	kg		11

❄️ Cooling ☀️ Heating



## HAORI / SET

Outdoor unit			RAS-10J2AVSG-E1
Power supply	V/Ph+N/Hz		220-240/1+N/50
Recommended fusing	A		6
Recommended power supply line type			H07RN-F 3G1,5
Communication line			H07RN-F 4G1,5
Current consumption (nom.)	A		2,45
Current consumption (max.)	A		6,75
Sound pressure level (low/med/high)	dB(A)	❄️	37/43/44
Sound pressure level (low/med/high)	dB(A)	🔥	39/45/46
Sound power level	dB(A)	❄️	57
Sound power level	dB(A)	🔥	59
Suction gas pipe diameter	mm (inch)		9,5 (3/8)
Liquid pipe diameter	mm (inch)		6,3 (1/4)
Pipe length (min.)	m		2
Pipe length (max.)	m		20
Height difference (max.)	m		12
Airflow	m <sup>3</sup> /h		1890
Compressor type			DC Rotary
Refrigerant			R32
Refrigerant charge	kg		0,55
Pre-charged up to	m		15
Added refrigerant charge	g/m		20
Dimensions (HxWxD)	mm		550 x 780 x 290
Weight	kg		26



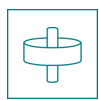









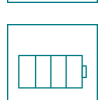



❄️ Cooling 🔥 Heating

The measuring conditions for this product can be found at <https://www.toshiba-aircondition.com/en/measuring-conditions.html>

Accessories	Description
Fernbedienung	Infrared remote control included
RB-I4101-E	Fabric cover Dark Gray enclosed
RB-I4102-E	Fabric cover Light Gray enclosed
RB-I4103-E	Fabric cover Bluish Gray
RB-I4104-E	Fabric cover Gray Beige
RB-I4105-E	Fabric cover Dark Brown
RB-I4106-E	Fabric cover Emerald Blue
818F0023	Active carbon-catechin filter strips
818F0050	Ultra-pure 2.5 filter strips
TCB-IFCB5-PE	External on/off PCB, window contact module
TCB-PX100-PE	Casing for outdoor installation of window contact module for high-wall units



In order to make it easier for you to select the optimal product, you can find the description of the special TOSHIBA product functions for your model here:

	<b>Energy Label A+++:</b> Energy efficiency class A+++ guarantees the lowest power consumption and the highest efficiency!		<b>Hybrid inverter control:</b> Smooth capacity regulation.
	<b>Rotary compressor:</b> Reliability and high efficiency.		<b>R32:</b> Used refrigerant: R32.
	<b>Dust filter:</b> Washable filter against coarse contamination.		<b>Ozone Air Purifier / Ionizer:</b> Ozone molecules act against smells, viruses, bacteria and allergens.
	<b>Self-cleaning function:</b> Usage of condensate water for cleaning.		<b>Auto Mode:</b> Automatic selection between cooling and heating.
	<b>HI POWER:</b> Particularly strong airflow for quickly reaching the requested temperature.		<b>Auto diagnostic:</b> Check of system for flawless operation.
	<b>Eco Mode:</b> Energy saving function.		<b>Quiet Mode:</b> Whisper mode for the indoor unit.
	<b>Power Selection:</b> Capacity regulation and therefore power savings of up to 25, 50 or 75%.		<b>Timer:</b> Individual programming of on-/off times.
	<b>Automatic Restart:</b> After a power blackout.		<b>8°C Antifreeze Protection:</b> Protects unoccupied rooms.

